



Transportation  
Investment  
Advocacy Center

American Road & Transportation Builders Association

8<sup>th</sup> ANNUAL

# National Workshop for State & Local Transportation Advocates

# Opening Remarks

Maria Fuentes, TIAC co-chair and executive director,  
Maine Better Transportation Association

The logo for TIAC (Transportation Investment Advocacy Center) features the letters 'TIAC' in a bold, white, sans-serif font. A stylized white swoosh or road line curves through the 'I' and 'A', suggesting movement and infrastructure.

Transportation  
Investment  
Advocacy Center

American Road & Transportation Builders Association

Road to Recovery?  
How State  
Transportation  
Investment Programs  
Are Faring Post-  
Pandemic

Dr. Alison Premo Black, chief economist, ARTBA

Carolyn Kramer Simons, senior director of state funding policy, ARTBA

**TIAC**

American Road & Transportation Builders Association

Transportation  
Investment  
Advocacy Center

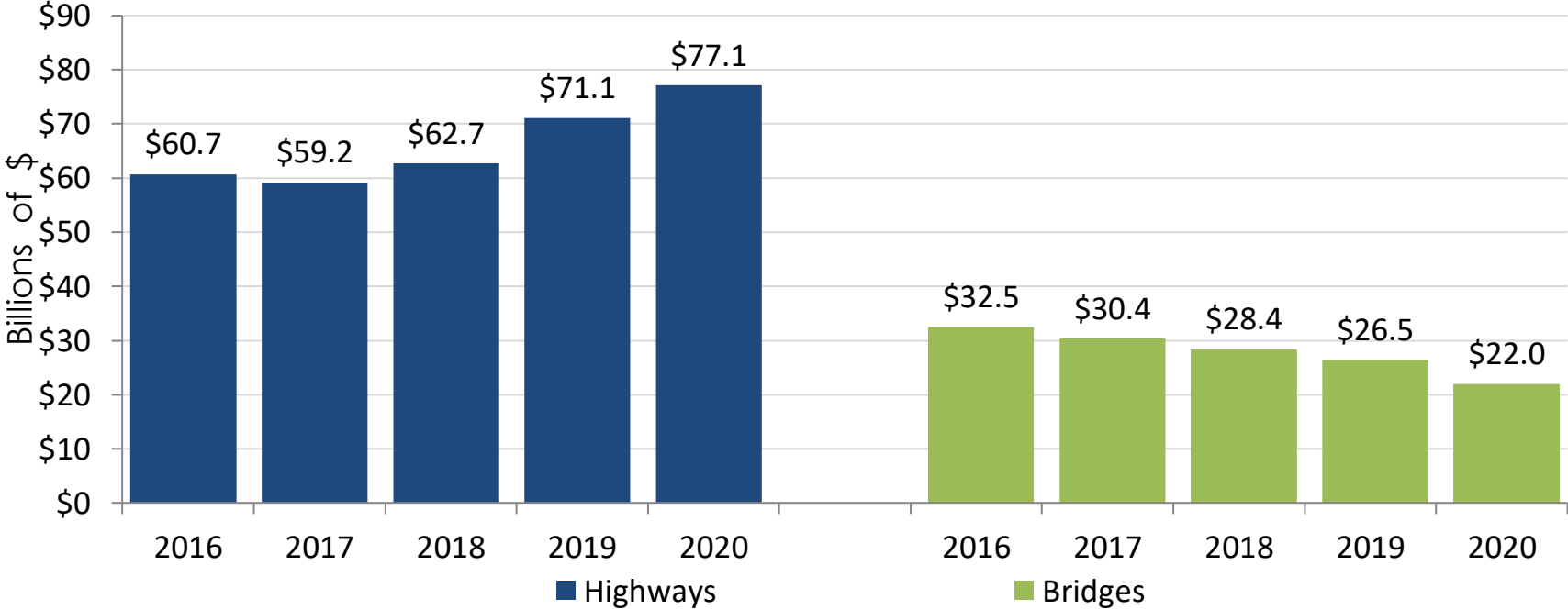


# Road to Recovery? How State Transportation Investment Programs Are Faring Post-Pandemic

**Alison Premo Black, PhD, ARTBA Senior VP & Chief Economist**  
**Carolyn Kramer Simons, ARTBA Senior Director of State Funding Policy**

National Workshop for State & Local Transportation Advocates  
July 13, 2021

## Annual Value of Highway & Bridge Construction Put in Place



Source: ARTBA analysis of data from U.S. Census Bureau



**U.S. DOT Transportation COVID-19 Relief Fund**  
**\$106.3B in Authority**  
44% Obligated through 7/6/2021  
31% in Outlays

**Airport  
Improvement Program**  
**\$20B in Authority**  
58% Obligated to Date  
35% in Outlays

**Transit  
Infrastructure Grants**  
**\$69.4B in Authority**  
42% Obligated to Date  
29% in Outlays

**Highway  
Infrastructure Grants**  
**\$10B in Authority**  
25% Obligated to Date  
12% in Outlays

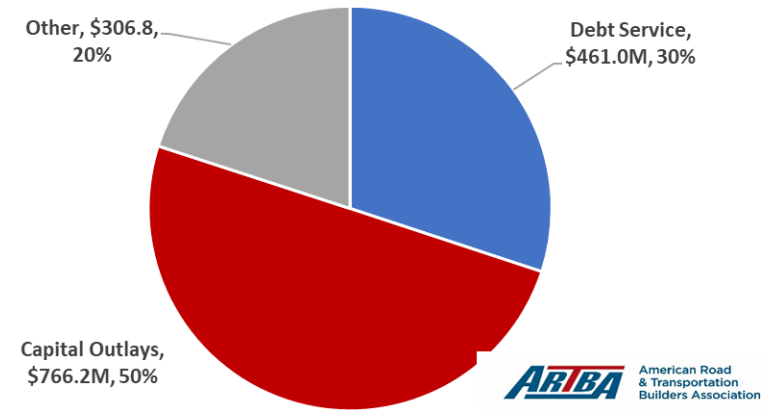
**Amtrak &  
NE Corridor**  
**\$3.7B in Authority**  
100% Obligated to Date  
100% in Outlays

Source: U.S. DOT, data through June 21, 2021.

## Details of COVID-19 Relief Obligations for State DOTs Through May 2021

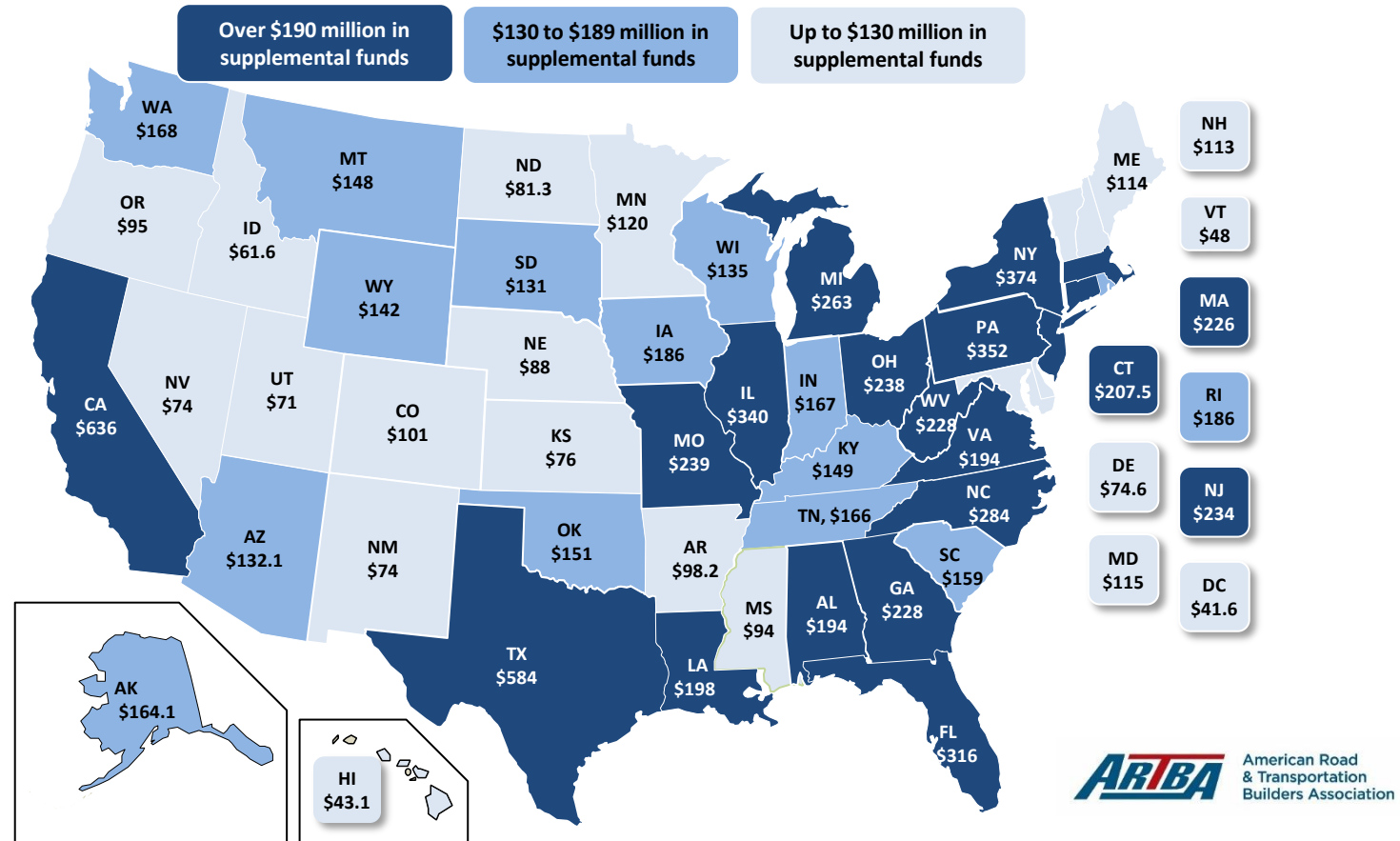
Breakdown of COVID Relief Funds Obligated by State Highway Programs Through PLC 116-260, Consolidated Appropriations Act, 2021		
Type of Spending	Amount Obligated	Number of Projects
Bridge Repair/Replacement	\$49.6	26
Debt Service	\$461.0	4
Highway & Street, Maintenance	\$82.7	21
Highway & Street, Reconstruction & Repair	\$552.4	147
Highway & Street, Reconstruction & Widening	\$64.5	8
Other	\$306.8	3
Planning & Design	\$17.0	31
<b>Total</b>	<b>\$1,534.0</b>	<b>240</b>

How States are Obligating Their Highway Programs  
COVID Relief Funds, (in millions)



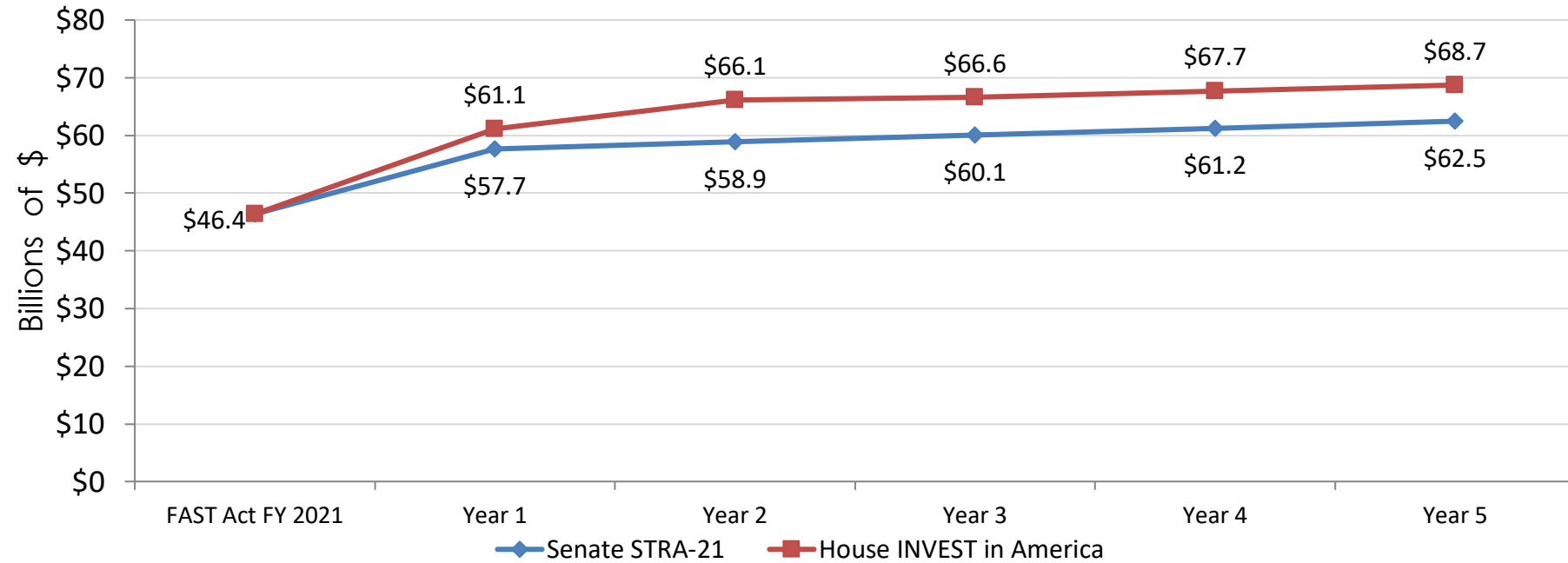
Source: ARTBA analysis of data from U.S. Treasury. Categories assigned by ARTBA based on project descriptions. Data reported through May.

## State by State of Supplemental Highway Funds, FY 2018- FY 2021 (in millions)



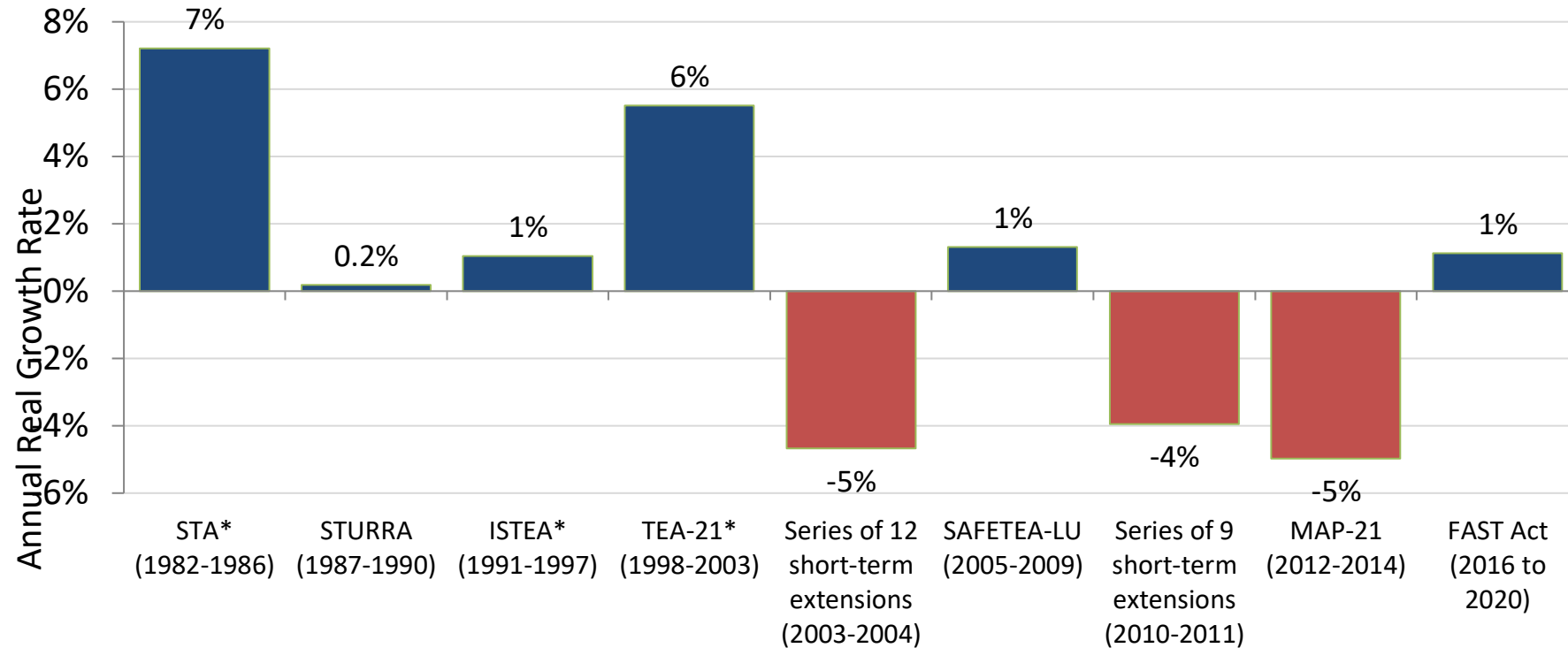
Source: FHWA Notices N4510.826, N4510.835 and N4510.842. ARTBA estimates for FY 2021.

## Comparison of 5-Year Federal-Aid Highway Proposal Obligation Limits



Source: U.S. Senate, U.S. House of Representatives.

## Annual Average Growth Rate in Real State Highway Program Spending Over Life of Federal Surface Transportation Programs, 1982-2020



Source: ARTBA forecast model. Measuring U.S. Census Bureau Highway Program Spending by state governments, adjusted with consumer price index.

\* Indicates bill when federal motor fuel tax revenue increase was passed.

[www.transportationinvestment.org](http://www.transportationinvestment.org)



# Voters Approve 94% of State/Local Ballot Measures 2020

Measures Approved:

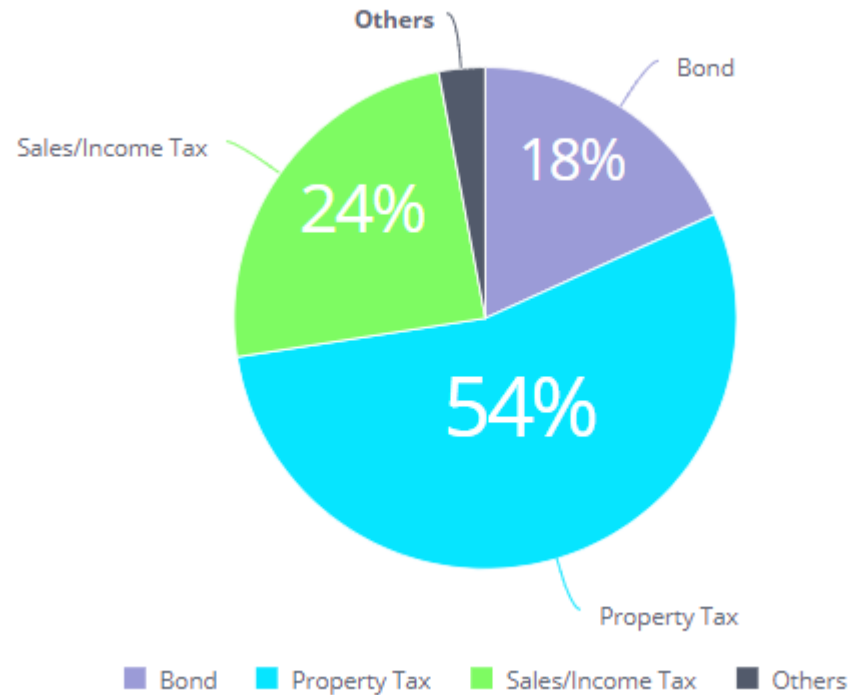
94%

Finalized Measures: 322

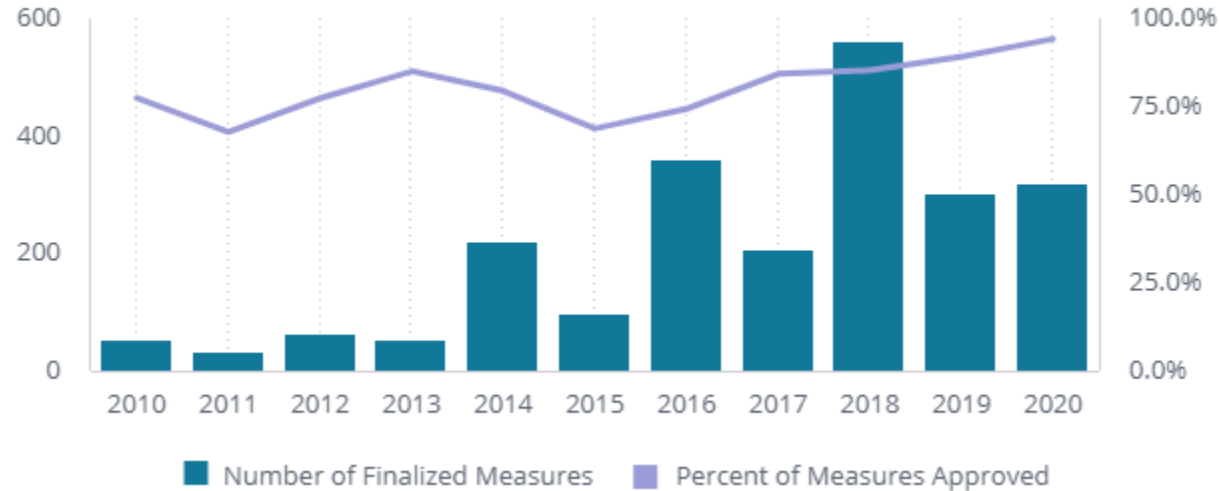
Revenue Approved:

\$14.1B

Percent Approved: 94%



# Voters Approve 83% of State/Local Ballot Measures 2010-2020



Measures Approved:

**83%**

Finalized Measures: **2,285**

Revenue Approved:

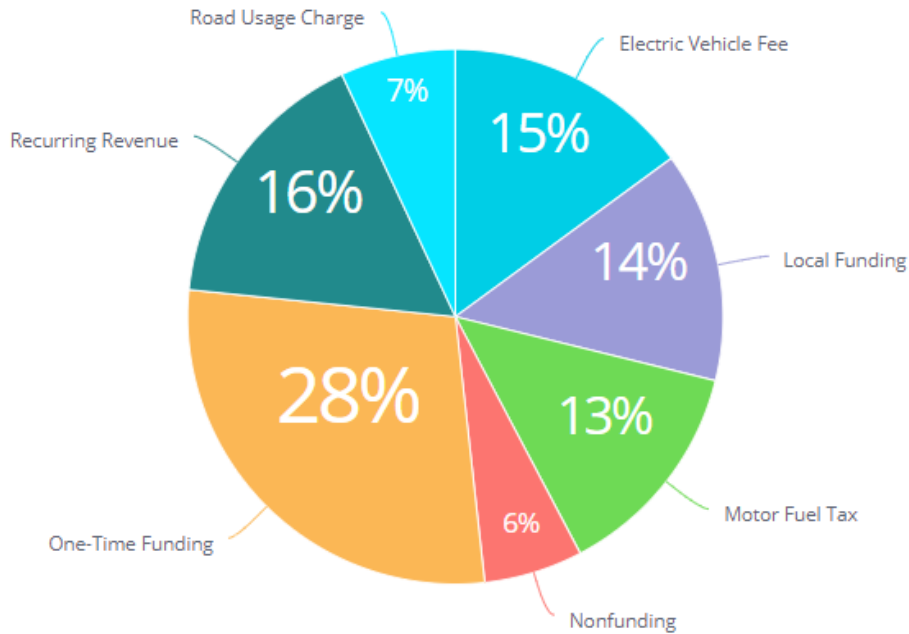
**\$318.6B**

Percent Approved: **83%**

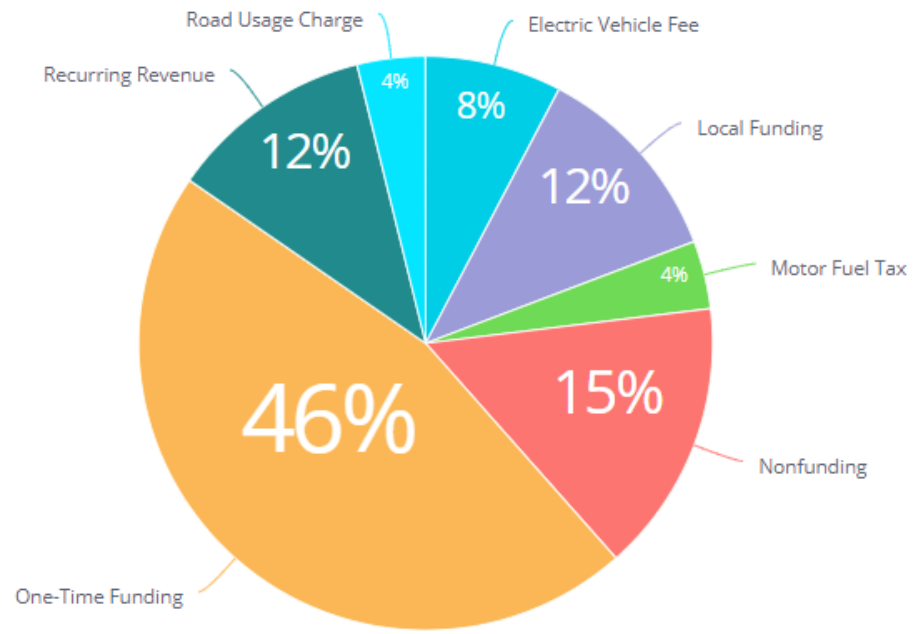


# 2021: 187 Bills in 44 States To-Date

**Revenue Proposed**



**Revenue Approved**



**Source:** ARTBA's Transportation Investment Advocacy Center July 2021 *State Funding Initiatives Report*.

\*Nonfunding- measures that support investment without directly providing new revenue.



**Alison Premo Black, PhD**, ARTBA Senior VP, Policy & Chief Economist  
**Carolyn Kramer Simons**, Senior Director of State Funding Policy  
American Road & Transportation Builders Association  
202-289-4434



8<sup>th</sup> ANNUAL

# National Workshop for State & Local Transportation Advocates

# Closing Loopholes: Ending the Diversion of Transportation User Fees

Seth Millican, Executive Director, Georgia Transportation Alliance  
Idaho State Representative Gayann DeMordaunt (R-District 14)



Transportation  
Investment  
Advocacy Center

American Road & Transportation Builders Association

# Timing is Everything: Strategies for When to Introduce Infrastructure Investment Campaigns

Rich Juliano, General Counsel, ARTBA (Moderator)

Colorado State Sen. Faith Winter (D – District 24)

Ken Naquin, Chief Executive Officer, Louisiana AGC

Deputy Commissioner Garrett Eucalitto, Connecticut Department of Transportation



Transportation  
Investment  
Advocacy Center

American Road & Transportation Builders Association



8<sup>th</sup> ANNUAL

# National Workshop for State & Local Transportation Advocates

# A Gas Tax Increase 25 Years in the Making: How Missouri Got it Done

Rich Juliano, General Counsel, ARTBA (Moderator)

Len Toenjes, President, Associated General Contractors of Missouri

Missouri State Representative Becky Ruth (R- District 114)



Transportation  
Investment  
Advocacy Center

American Road & Transportation Builders Association



8<sup>th</sup> ANNUAL

# National Workshop for State & Local Transportation Advocates

# Making a Road Usage Charge Reality

Ed Sniffen, Deputy Director of Highways, Hawaii  
Department of Transportation

Oregon State Representative John Lively (D- District 12)



Transportation  
Investment  
Advocacy Center

American Road & Transportation Builders Association



Transportation  
Investment  
Advocacy Center

American Road & Transportation Builders Association

8<sup>th</sup> ANNUAL

# National Workshop for State & Local Transportation Advocates

Biden Administration's  
Infrastructure Plan,  
Congressional Surface  
Transportation  
Reauthorization Bill, and  
State & Local Funding  
Trends



Transportation  
Investment  
Advocacy Center

American Road & Transportation Builders Association

Dr. Alison Premo Black, chief economist, ARTBA (Moderator)

Dean Franks, senior vice president, congressional relations, ARTBA

Lauren Schapker, vice president of legislative affairs, ARTBA

Carolyn Kramer Simons, senior director of state Funding policy, ARTBA

# Closing Remarks

**TIAC**

Transportation  
Investment  
Advocacy Center

American Road & Transportation Builders Association



Transportation  
Investment  
Advocacy Center

American Road & Transportation Builders Association

8<sup>th</sup> ANNUAL

# National Workshop for State & Local Transportation Advocates